





BERRIDGE COLOR FINISHES

STANDARD COLORS

50  ★ ■ BUCKSKIN	51  ★ ■ PARCHMENT			
52  ★ ■ AGED BRONZE	53  ★ ■ SHASTA WHITE	54  ★ ■ FOREST GREEN	55  ★ ■ PATINA GREEN	56  ★ ■ SIERRA TAN
57  ★ ■ MEDIUM BRONZE	58  ★ ■ CHARCOAL GREY	59  ★ ■ HEMLOCK GREEN	60  ★ ■ BRISTOL BLUE	61  ★ ■ TERRA-COTTA
62  ★ ■ DARK BRONZE	63  ★ ■ ZINC GREY	64  ★ ■ HARTFORD GREEN	65  ★ ■ ROYAL BLUE	66  ★ ■ COLONIAL RED
67  ★ ■ COPPER BROWN	68  ★ ■ MATTE BLACK	69  ★ ■ TEAL GREEN	70  ★ ■ BURGUNDY	71  ★ ■ DEEP RED



PREMIUM COLORS*

* These Berridge Premium Colors require a nominal surcharge.

72  ★ ■ NATURAL WHITE	73  ★ ■ AWARD BLUE
---	--





METALLIC COLORS*

* Berridge Metallic Colors are premium finishes which require a nominal surcharge.

74  ★ ■ CHAMPAGNE	75  ★ ■ COPPER-COTE™	76  ★ ■ ANTIQUE COPPER-COTE
---	---	---

NATURAL METAL FINISH

Berridge Satin Finish Galvalume® is pretreated to remove mill oils, chemicals and residue and coated on the back side to inhibit corrosion. The top side receives a clear plastic strippable film.

77  ★ ■ SATIN FINISH GALVALUME®	78  ★ ■ ZINC-COTE™	79  ★ ■ LEAD-COTE™	80  ★ ■ PREWEATHERED GALVALUME®
---	--	---	---

- Complies with LEED® 2.2 requirements for roof slopes greater than 2:12 as of printing date
 - ★ Complies with Energy Star requirements for roof slopes greater than 2:12 as of printing date
- Standard material gauge: 24 ga. (0.60mm)

