

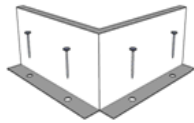


# EZ Crown Order Form

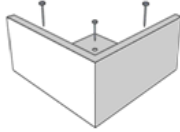
**EZ-Crown**  
Rev. 1.00 11/2012

- 1) **Crown Style:** Style Number \_\_\_\_\_ Style Name \_\_\_\_\_
- 2) **Chase Top Size:** Width \_\_\_\_\_" Length \_\_\_\_\_"
- 3) **Pan Size:** Width \_\_\_\_\_" Length \_\_\_\_\_" Edge \_\_\_\_\_" Collar Ht \_\_\_\_\_" # of Holes \_\_\_\_\_ Vented \_\_\_ yes \_\_\_ no
- 4) **Crown Size:** Width \_\_\_\_\_" Length \_\_\_\_\_" Height \_\_\_\_\_" **Leg :** Width \_\_\_\_\_" x Length \_\_\_\_\_" x Height \_\_\_\_\_"

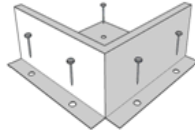
**5) Leg / Foot Style:**



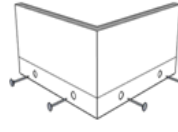
\_\_\_ #1 Out Flange



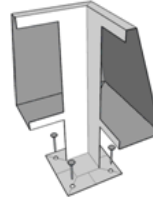
\_\_\_ #2 Inside Plate



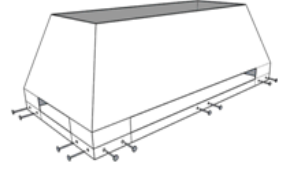
\_\_\_ #3 In/Out



\_\_\_ #4 Over Corner



\_\_\_ #5 Invisleg



\_\_\_ #6 Full Surround

**6) Exterior Finish:**

- |                  |                     |                               |                      |                |
|------------------|---------------------|-------------------------------|----------------------|----------------|
| ___ Stucco Ready | ___ Alum Steel      | ___ Painted Steel             | ___ Copper           | ___ Faux Stone |
| ___ Stucco Paint | ___ Painted Alum    | ___ Patina (aged) Copper      | ___ Hammered Copper  | ___ Zinc       |
|                  | ___ Stainless Steel | ___ Perfect (non tarn) Copper | ___ Lead Cote Copper | ___ OTHER      |

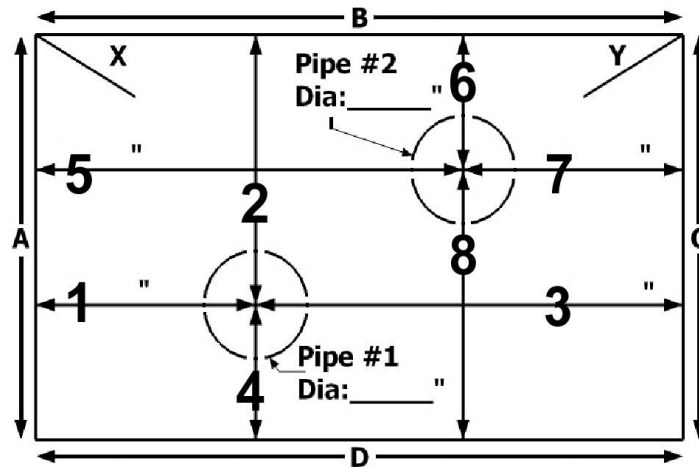
**7) Fireplace Type:**

*(if more than 1 pipe provide pipe info separately)*

- |                         |                         |               |                |
|-------------------------|-------------------------|---------------|----------------|
| Pre-fab Wood/ Gas _____ | Pre-fab Wood/ Gas _____ | Masonry ___   | Ornate ___     |
| Chimney _____           | Term Cap _____          | Chimney _____ | Term Cap _____ |

**8) Existing Chimney Specs:**

- |                    |                          |         |
|--------------------|--------------------------|---------|
| Edge to Edge       | Edge to Pipe Center Line |         |
| Chase Top          | Pipe 1                   | Pipe 2  |
| A _____            | 1 _____                  | 5 _____ |
| B _____            | 2 _____                  | 6 _____ |
| C _____            | 3 _____                  | 7 _____ |
| D _____            | 4 _____                  | 8 _____ |
| Pipe 1 Dia: _____  | Pipe 2 Dia: _____        |         |
| Diagonals: X _____ | Y _____                  |         |



**9) Final Chase Specs:**

- Width \_\_\_\_\_"
- Length \_\_\_\_\_"
- Height \_\_\_\_\_"
- Leg \_\_\_ x \_\_\_ x HT
- Slope \_\_\_\_\_"
- Color \_\_\_\_\_
- Quantity \_\_\_\_\_

**10) Optional Parts:**

- |                   |                 |                            |                |                   |                 |
|-------------------|-----------------|----------------------------|----------------|-------------------|-----------------|
| ___ Beauty Strips | ___ Chase Pan   | ___ Cornice Pan            | ___ Vented Pan | ___ Divider Plate | ___ Heat Shield |
| ___ Rails         | ___ Vented Roof | ___ Reinforcement for Tile |                |                   |                 |

**11) Bill To:**

Contact: \_\_\_\_\_

Company: \_\_\_\_\_

Phone: \_\_\_\_\_

Fax: \_\_\_\_\_

Email: \_\_\_\_\_

**12) Ship To:**

Contact: \_\_\_\_\_

Company: \_\_\_\_\_

Phone: \_\_\_\_\_

Fax: \_\_\_\_\_

Email: \_\_\_\_\_

**13) Quote:**

Cap \$ \_\_\_\_\_

Parts \$ \_\_\_\_\_

Box/ Crate \$ \_\_\_\_\_

Shipping \$ \_\_\_\_\_

Total \$ \_\_\_\_\_

Discount: \$ \_\_\_\_\_

*(Signature)*